

246/247 Series - Timer Delay Relay

DPDT, 4PDT, 6PST, 10 Amp



Rugged, industrial time delay versions of the popular 219 series. Contacts can be configured up to four pole double throw or six pole single throw. Time ranges are adjustable over a 1:10 range. Knob adjustment and integral hold down clip are standard. A large option list makes this product easily customized for special applications.



GENERAL SPECIFICATIONS (@ 25° C)

Timing:

Functions Available	On-delay, Off-delay
Time Range	Up to 10 minutes
Timing Adjustment	Knob
Timing Repeatability (Constant voltage and temperature)	3%
Reset Time maximum	150mS
Input Pulse Length minimum	50mS

Contacts:

Contact Configuration	DPDT, 4PDT, 6PST
Contact Material	Silver Alloy Gold Diffused
Contact Rating	
120 / 240VAC Resistive	10 Amp / 5 Amp
28VDC Resistive	10 Amp
Motor 120VAC	-
Motor 240VAC	-
Minimum Contact Load	500mW
Contact Resistance, Initial	100 milliohms max @ 6VDC, 1A

Coil:

Coils Available	AC and DC
Nominal Coil Power	5VA 2.5W
Input Voltage Tolerance -AC	85% to 110% of nominal
Input Voltage Tolerance -DC	80% to 110% of nominal
Transient Protection	Yes
Reverse Polarity Protection	Yes
Duty	Continuous

Dielectric Strength:

Across Open Contacts	500Vrms
Between Mutually Insulated Points	1500Vrms
Insulation Resistance	1,000 Mohms min @ 500VDC

Temperature:

Operating	-20 to 70°C (-4 to 158°F)
Storage	-40 to 105°C (-40 to 221°F)

Life Expectancy:

Electrical (full load operations)	100,000
Mechanical (no load operations)	10,000,000

Miscellaneous:

Mounting Position	Any
Mating Socket	12 pin = 27390, 27390D 14 pin = 33377, 33377D
Accessories	Hold down clip integral to relay
Enclosure	Clear Polycarbonate
Weight	8.6oz (244 grams)



Industrial Pin Out

246/247 Contact Load Specifications

Voltage	Make	Carry	Resistive	Inductive
120VAC	30 Amp	10 Amp	10 Amp	3 Amp
240VAC	30 Amp	10 Amp	5 Amp	1 Amp
24VDC	30 Amp	10 Amp	10 Amp	5 Amp
28VDC	30 Amp	10 Amp	10 Amp	3 Amp
125VDC	30 Amp	10 Amp	0.5 Amp	0.1 Amp
For versions with suffix "69" permanent magnet blowouts				
Voltage	Make	Carry	Resistive	Inductive
125VDC (SM)	30 Amp	10 Amp	1.5 Amp	0.5 Amp
125VDC (DM)	30 Amp	10 Amp	4 Amp	1.5 Amp
250VDC (SM)	30 Amp	10 Amp	0.5 Amp	150 mAmp
250VDC (DM)	30 Amp	10 Amp	1.5 Amp	0.5 Amp

Note: SM = Single make
DM = Double make

Timer / Sensor - Time Delay & Sensor Relays

5 - 25 Amp

Ordering Code

247 **XBX** **P** **-010** **120VAC**

Series

246 - On delay plug-in
247 - Off delay plug-in

Contact Arrangement

XBX (DPDT) - (2 form C)
XCX (3PDT) - (3 form C)
ABA (1 form A & 2 form C & 1 form B)
BBX (2 form A & 2 form C) 246 only
FXX (6 form A) 246 only

Standard Features

Blowout magnet - CODE 69
Bifurcated Contacts (5 Amps max) - CODE 33
Plug in with polycarbonate cover - CODE P
Indicator Lamp - CODE L
Manual Actuator - CODE M

Timing Ranges

0.1 - 1.0 Seconds - CODE 001
0.2 - 2.0 Seconds - CODE 002
1.0 - 10 Seconds - CODE 010
3.0 - 30 Seconds - CODE 033
6.0 - 60 Seconds - CODE 060
18 - 180 Seconds - CODE 180
30 - 300 Seconds - CODE 300

Adjustment Options

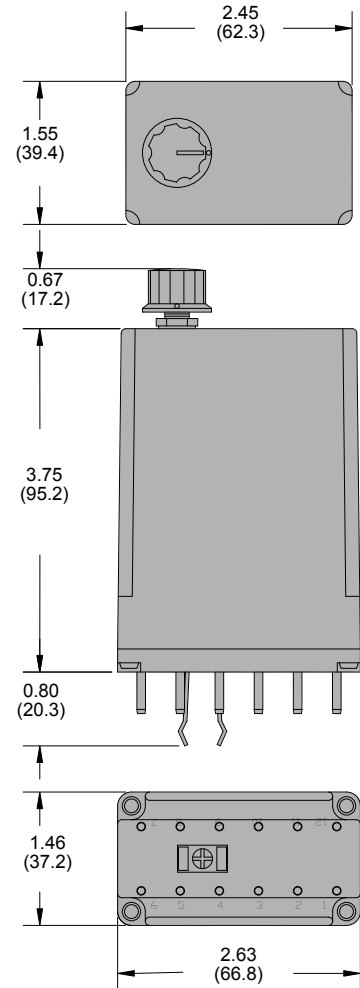
Adjustment knob - No CODE
Fixed - Timing code does not apply. Example - 3f = 3 seconds
CODE F (ie 3F) - 3 Seconds
Remote adjustment (Ext. pot required) - CODE R

Operating Voltage

AC: 24, 120, 240, (Add VAC)
DC: 12, 24, 115-125 (Add VDC)

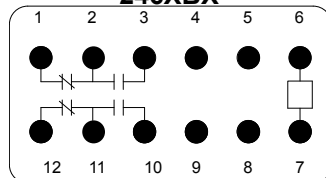
Outline Dimensions

Dimensions Shown in inches & (millimeters)

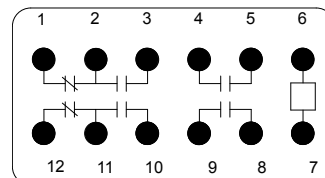


246/247 Wire Diagram

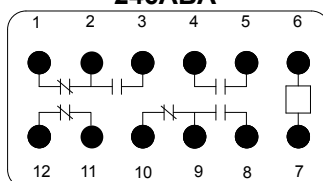
246XBX



246BBX

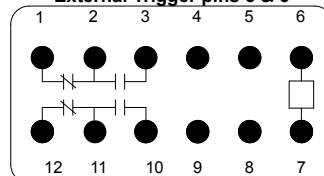


246ABA



247XBX

External Trigger pins 5 & 6



247XCX

External Trigger pins 5 & 6

