


The Complete System Solution!



I.D. Tag/Write-On Plastic Label
Used for Custom Identification of Circuits.

Isolated Input and Output Terminals
Separates Control Circuits from Load Circuits.

Slim Design
Minimizes Space on DIN Rail.

Mating Hold-Down Clips Available
Secures Relay to Socket.



DIN Rail End Clip
Locking Screw Keeps a Snug DIN Rail System by Eliminating Sliding Sockets.

DIN Rail
35 mm Extruded Aluminum Rail. Designed to Work With Most Sockets. Pre-punched for Quick Installation.




- Offers a "one stop solution" for your power management system.
- Variety of contact configurations and materials to meet your switching needs.
- Plug-In switching capabilities from 10mA to 20 Amps.
- A variety of Feature Codes and operation combinations available for all budgets.
- Ejector clips, ribbed relay housings and space-saving sockets allow for easy removal from crowded DIN rails.
- Color and appearance designed for high visibility in all environments.
- Wiring diagrams include NEMA and IEC standards.
- Engineering availability allows for customized relay solutions.
- Internal Coil Bus Jumper System reduces the number of wires required for hook-up to adjacent sockets.



Modules

Allows for Optional Protection or LED Modules to be Used With Sockets.

The 700 series sockets have the perfect mix of historical Schneider Electric/Legacy Electric socket quality combined with a dynamic arsenal of options. When mated with the Schneider Electric/Legacy Electric relays and accessories, these RoHS compliant sockets provide a complete modular system that will meet all your plug-in relay requirements in a package that is both visually appealing and functionally outstanding resulting in a Complete Solution.



Finger-Safe

Protects Operators from Live Circuits.

Internal Coil Bus Jumper System

Allows Connection to Adjacent Sockets Without Additional Wiring.

I.D. Tag/Write-On Plastic Label

Used for Identification of Relays in Multi-Relay Circuits.

2-Way Side or DIN Rail Mounting System


Retrofits Existing Panel Mounting and 35 mm DIN Rail.



70-784D14-1 Socket/16 Amp Rating, 300 Volts

SECTION 2

The 70-784D14-1 Socket Replaces Our Original 70-784D-1 Socket and is Now Dual Marked With Both Part Numbers.



BOLD-FACED PART NUMBERS ARE NORMALLY STOCKED

Standard Part Number	Description
70-784D14-1 Supersedes: 70-784D-1	14-Pin Socket, Finger-Safe, DIN/Panel Mount with Screw Terminals & Clamping Plates.



General Specifications (UL 508)

Characteristics	Units	Value
Number of Terminals		14
Electrical Rating		
Nominal Voltage Rating	Volts	300
Nominal Current Rating	Amps	16
Dielectric Strength		
Output to Adjacent Output Terminals	V rms	2500
Output to Input Terminals	V rms	2500
Terminals to Rail / Chassis	V rms	2500
Temperature		
Operating Range:	°C	- 40 to + 80
Storage Range:	°C	- 40 to + 105
Construction		
Protection Category (Finger-Safe)	EN 60529	IP 20
Internal Metal Tracks		Copper Alloy, Zinc Plated
Screw Terminals		Steel, Zinc Plated
Screw Style		Combination Head,
Screw size	mm	M3.5
Screw Torque 3.5 mm (Maximum)	Lb-in / Nm	9 / 1.0
Miscellaneous		
Socket Mounting:		Din / Panel
Wire Size Capacity (Maximum)	EN 60204-1	AWG mm2
Sold Cu	AWG, mm2	12 / 14 (2) 4 / 2.5 (2)
Stranded Cu	AWG, mm2	12 / 14 (2) 4 / 2.5 (2)
Wire Connection Method		Screw Clamping
DIN Rail Mounting	EN 60715	35mm
Chassis Mount Screw Torque	Lb-in / Nm	7 / 0.8
Flamability Rating	Class	94V-0
Body Color		Light Gray
DIN Locking Method		Red Plastic Locking Clip
Product Certification		UL, CSA
Conformance		CE, RoHS
Weight	grams	62

Optional Mating Accessories



784 Relay



16-784SC



16-784DC



70-ASM

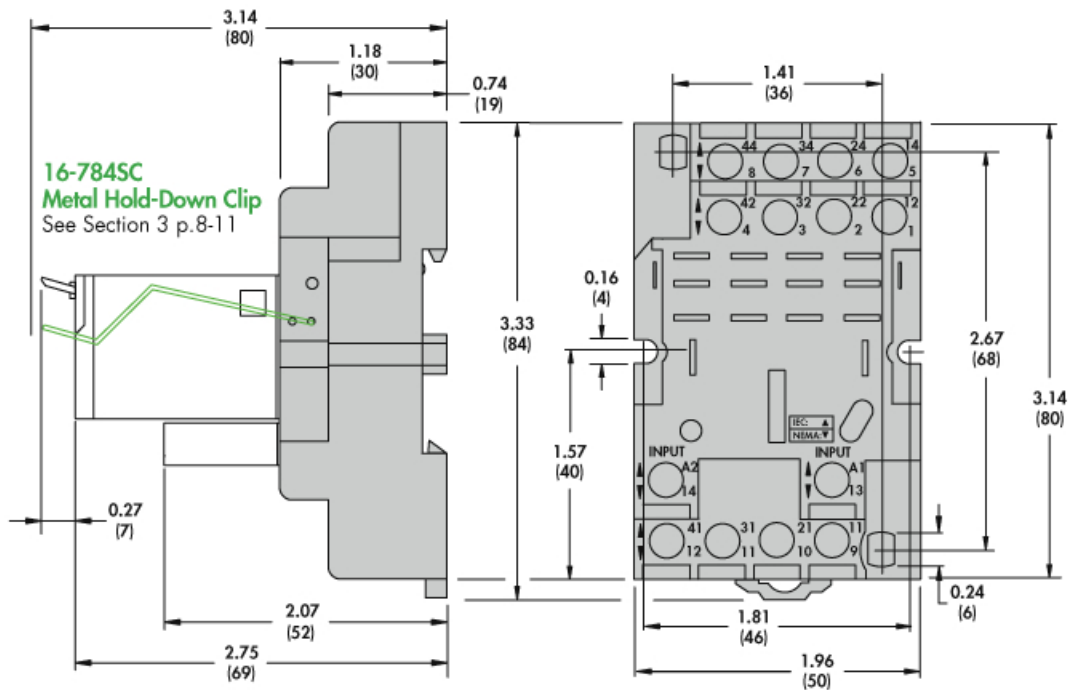


16-700DIN



16-DCLIP-1

Standard Part Number	Description	Catalog Location
784	Relay	Section 1 p.22-23
16-784SC	Metal Hold-Down Clip	Section 3 p.8-11
16-784DC	Plastic I.D. Clip	Section 3 p.8-11
70-ASM	Module	Section 3 p.4-5
16-700DIN	Metal DIN Rail	Section 3 p.19
16-DCLIP-1	DIN Rail Locking Clip	Section 3 p.19



Wiring Diagram Top View

